

# FIBT World Championships Bob & Skeleton Altenberg

presented by



## OFFICIAL RESULTS

Results subject to FIBT sled inspection and doping control

START TIME : 0:00

Result after 4th Run

Rk	Nat	Name	Interm. - Times						Finish	km/h	Total							
1	4	GER Haupt, Sebastian	5.62	(6)	23.78	(6)	33.90	(5)	42.63	(4)	50.65	(2)	<b>59.74</b>	(2)	111,57	3:57.20		
			Kiriassis, S. / Wiacker, B.	6.15	(4)	24.42	(4)	34.33	(4)	42.70	(3)	50.33	(3)	<b>58.89</b>	(2)		116,93	
			Huber, Anja	5.84	(1)	24.50	(1)	35.01	(1)	44.09	(1)	52.45	(1)	<b>1:01.85</b>	(1)		107,16	
			Hoepfner, M. / Mann, A.	5.50	(3)	23.10	(1)	32.78	(1)	40.95	(1)	48.40	(1)	<b>56.72</b>	(1)		120,13	
2	6	CAN Montgomery, Jon	5.47	(5)	23.64	(5)	33.97	(6)	42.82	(6)	50.95	(6)	<b>1:00.19</b>	(4)	109,81	3:58.98		
			Humphries, K. / Hucul, J.	5.94	(1)	24.02	(1)	33.96	(2)	42.42	(2)	50.23	(2)	<b>59.00</b>	(3)		114,28	+1.78
			Kelly, Michelle	6.10	(6)	25.03	(5)	35.71	(5)	44.84	(4)	53.14	(4)	<b>1:02.52</b>	(4)		107,38	
			Rush, L. / Cross, N.	5.46	(1)	23.20	(4)	33.01	(4)	41.29	(4)	48.83	(4)	<b>57.27</b>	(3)		117,64	
3	2	USA Lund, Zach	5.39	(3)	23.50	(3)	33.80	(4)	42.55	(2)	50.59	(1)	<b>59.62</b>	(1)	111,25	3:59.07		
			Pac, E. / Azevedo, E.	6.04	(3)	24.21	(3)	34.30	(3)	43.11	(5)	51.13	(5)	<b>1:00.07</b>	(5)		111,85	+1.87
			Uhlaender, Katie	5.94	(3)	24.77	(2)	35.38	(3)	44.45	(3)	52.76	(3)	<b>1:02.22</b>	(2)		106,75	
			Holcomb, S. / Tomasevicz, C.	5.53	(4)	23.15	(3)	32.88	(2)	41.14	(2)	48.69	(2)	<b>57.16</b>	(2)		118,11	
4	3	GBR Sawyer, Anthony	5.40	(4)	23.56	(4)	33.78	(3)	42.71	(5)	50.92	(5)	<b>1:00.23</b>	(5)	108,56	3:59.51		
			Minichiello, N. / John, J.	6.03	(2)	24.09	(2)	33.93	(1)	42.31	(1)	50.05	(1)	<b>58.74</b>	(1)		115,18	+2.31
			Williams, Amy	6.06	(5)	24.81	(3)	35.24	(2)	44.24	(2)	52.62	(2)	<b>1:02.27</b>	(3)		104,83	
			Jackson, J. / Devlin, J.	5.59	(5)	23.56	(6)	33.59	(6)	42.03	(6)	49.69	(6)	<b>58.27</b>	(6)		117,34	
5	5	RUS Tretiakov, Alexander	5.04	(1)	23.06	(1)	33.54	(2)	42.56	(3)	50.87	(4)	<b>1:00.17</b>	(3)	108,02	4:01.96		
			Tokovaia, V. / Vinohodova, Y.	6.23	(5)	24.61	(5)	34.97	(6)	43.81	(6)	51.84	(6)	<b>1:00.85</b>	(6)		111,73	+4.76
			Trunova, Svetlana	5.88	(2)	24.94	(4)	35.69	(4)	44.92	(5)	53.61	(5)	<b>1:03.66</b>	(5)		102,28	
			Abramovitch, D. / Prudnikov, S.	5.47	(2)	23.10	(1)	32.92	(3)	41.23	(3)	48.79	(3)	<b>57.28</b>	(4)		118,03	
6	1	SUI Maechler, Daniel	5.28	(2)	23.32	(2)	33.48	(1)	42.45	(1)	50.85	(3)	<b>1:00.27</b>	(6)	106,50	4:02.88		
			Hafner, S. / Huber, C.	6.32	(6)	24.66	(6)	34.62	(5)	43.10	(4)	50.86	(4)	<b>59.66</b>	(4)		115,18	+5.68
			Kilian, Jessica	6.05	(4)	25.24	(6)	36.04	(6)	45.92	(6)	55.22	(6)	<b>1:05.52</b>	(6)		97,96	
			Schmid, D. / Luethi, M.	5.66	(6)	23.44	(5)	33.14	(5)	41.39	(5)	48.98	(5)	<b>57.43</b>	(5)		118,25	

6 crews departed 6 crews ranked 0 crews disqualified

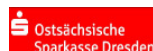
Heinz Thoma (SUI) Jury President

Wolfgang Strauss (GER) Race Director



# FIBT World Championships Bob & Skeleton Altenberg

presented by



## OFFICIAL RESULTS Women Bob

Results subject to FIBT sled inspection and doping control

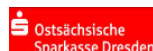
Result after 4th Run

16.02.2008 START TIME : 16:05

Rk	Nat	Name	Interm. - Times				Finish	km/h	Total		
1	1	<b>GER1 Kiriasis, Sandra</b> Logsch, Romy	5.87 (2)	23.71 (1)	33.44 (1)	41.62 (1)	49.04 (1)	<b>57.37 (1)</b>	120,45	<b>3:49.50</b>	
			5.92 (4)	23.85 (4)	33.61 (3)	41.83 (1)	49.32 (1)	<b>57.69 (1)</b>	119,89		
			5.82 (2)	23.63 (1)	33.31 (1)	41.47 (1)	48.95 (1)	<b>57.36 (2)</b>	119,11		
			5.85 (2)	23.63 (1)	33.25 (1)	41.38 (1)	48.76 (1)	<b>57.08 (1)</b>	120,45		
2	2	<b>GER2 Martini, Cathleen</b> Tischer, Janine	5.93 (7)	23.88 (5)	33.62 (2)	41.78 (2)	49.19 (2)	<b>57.44 (2)</b>	121,30	<b>3:49.76</b>	
			5.98 (8)	23.90 (6)	33.64 (4)	41.86 (2)	49.37 (2)	<b>57.70 (2)</b>	119,93		+0.26
			5.87 (5)	23.69 (4)	33.40 (3)	41.55 (2)	49.00 (2)	<b>57.33 (1)</b>	120,00		
			5.91 (5)	23.79 (5)	33.47 (5)	41.60 (2)	49.01 (2)	<b>57.29 (2)</b>	120,87		
3	6	<b>GER3 Schramm, Claudia</b> Herschmann, Nicole	5.98 (9)	23.92 (7)	33.63 (3)	41.84 (3)	49.32 (3)	<b>57.67 (3)</b>	119,94	<b>3:50.82</b>	
			5.98 (8)	23.94 (7)	33.69 (6)	41.91 (5)	49.46 (3)	<b>57.84 (3)</b>	118,92		+1.32
			5.97 (9)	23.85 (8)	33.55 (6)	41.73 (4)	49.19 (3)	<b>57.58 (3)</b>	119,73		
			6.00 (10)	23.91 (9)	33.59 (6)	41.82 (5)	49.34 (5)	<b>57.73 (3)</b>	119,20		
4	3	<b>CAN1 Upperton, Helen</b> Ciochetti, Jennifer	5.90 (3)	23.96 (8)	33.84 (9)	42.19 (9)	49.82 (8)	<b>58.48 (7)</b>	117,53	<b>3:52.09</b>	
			5.89 (2)	23.77 (2)	33.54 (1)	41.90 (3)	49.57 (5)	<b>58.12 (6)</b>	118,18		+2.59
			5.83 (3)	23.66 (2)	33.38 (2)	41.64 (3)	49.20 (4)	<b>57.73 (4)</b>	118,01		
			5.85 (2)	23.67 (3)	33.45 (3)	41.71 (4)	49.29 (3)	<b>57.76 (4)</b>	118,23		
5	5	<b>CAN2 Humphries, Kaillie</b> Brown, Shelly-Ann	5.86 (1)	23.82 (3)	33.72 (6)	42.17 (8)	49.86 (9)	<b>58.50 (9)</b>	115,80	<b>3:52.53</b>	
			5.79 (1)	23.74 (1)	33.60 (2)	41.90 (3)	49.51 (4)	<b>58.00 (4)</b>	117,65		+3.03
			5.80 (1)	23.67 (3)	33.48 (4)	41.82 (5)	49.44 (6)	<b>57.97 (5)</b>	117,06		
			5.77 (1)	23.63 (1)	33.43 (2)	41.83 (6)	49.50 (6)	<b>58.06 (6)</b>	116,88		
6	7	<b>GBR1 Minichiello, Nicola</b> Therin, Lauren	6.01 (12)	24.10 (14)	33.99 (12)	42.37 (11)	50.03 (11)	<b>58.67 (10)</b>	117,42	<b>3:53.26</b>	
			6.10 (16)	24.14 (12)	33.97 (11)	42.25 (11)	49.85 (11)	<b>58.34 (9)</b>	118,39		+3.76
			6.01 (14)	24.07 (13)	33.87 (11)	42.21 (11)	49.80 (9)	<b>58.34 (7)</b>	117,91		
			6.05 (14)	24.06 (12)	33.78 (9)	42.01 (7)	49.51 (7)	<b>57.91 (5)</b>	119,28		
7	11	<b>USA2 Pac, Erin</b> Meyers, Elena	5.90 (3)	23.90 (6)	33.79 (7)	42.11 (6)	49.74 (6)	<b>58.22 (5)</b>	117,85	<b>3:53.72</b>	
			5.96 (6)	23.94 (7)	33.83 (9)	42.18 (9)	49.83 (10)	<b>58.35 (11)</b>	117,14		+4.22
			5.83 (3)	23.77 (5)	33.70 (9)	42.08 (8)	49.77 (8)	<b>58.38 (8)</b>	115,84		
			5.85 (2)	23.88 (8)	33.81 (10)	42.32 (12)	50.10 (13)	<b>58.77 (12)</b>	115,40		
8	8	<b>SUI1 Bamert, Maya</b> Dietrich, Anne	5.90 (3)	23.81 (2)	33.67 (5)	42.04 (5)	49.69 (5)	<b>58.35 (6)</b>	116,76	<b>3:53.85</b>	
			5.91 (3)	23.84 (3)	33.70 (7)	42.08 (7)	49.77 (8)	<b>58.34 (9)</b>	117,99		+4.35
			5.89 (7)	23.85 (8)	33.80 (10)	42.22 (12)	49.96 (11)	<b>58.69 (12)</b>	115,42		
			5.91 (5)	23.87 (7)	33.68 (8)	42.04 (9)	49.78 (9)	<b>58.47 (8)</b>	116,06		

# FIBT World Championships Bob & Skeleton Altenberg

presented by



## OFFICIAL RESULTS Women Bob

Results subject to FIBT sled inspection and doping control

Result after 4th Run

16.02.2008 START TIME : 16:05

Rk	Nat	Name	Interm. - Times					Finish	km/h	Total
9	4	<b>USA1</b> Rohbock, Shauna Fleming, Valerie	5.99 (10)	23.87 (4)	33.66 (4)	41.92 (4)	49.46 (4)	<b>57.93 (4)</b>	118,23	<b>3:54.07</b>
			5.96 (6)	23.88 (5)	33.68 (5)	42.01 (6)	49.61 (6)	<b>58.08 (5)</b>	118,23	+4.57
			5.92 (8)	23.81 (7)	33.53 (5)	41.83 (6)	49.42 (5)	<b>57.97 (5)</b>	117,85	
			5.92 (8)	23.77 (4)	33.46 (4)	41.65 (3)	49.32 (4)	<b>1:00.09 (19)</b>	103,08	
10	16	<b>NED1</b> Kamphuis, Esme Rozenstruik, Urta	6.00 (11)	24.09 (13)	34.00 (13)	42.37 (11)	50.04 (12)	<b>58.68 (11)</b>	115,61	<b>3:54.30</b>
			6.03 (12)	23.97 (9)	33.79 (8)	42.08 (7)	49.67 (7)	<b>58.29 (7)</b>	117,68	+4.80
			5.98 (10)	23.91 (10)	33.68 (8)	42.05 (7)	49.73 (7)	<b>58.48 (9)</b>	115,99	
			5.97 (9)	24.11 (14)	34.07 (15)	42.47 (14)	50.16 (15)	<b>58.85 (14)</b>	114,95	
11	12	<b>CAN3</b> Szabon, Lisa Moysel, Heather	5.91 (6)	24.03 (11)	34.00 (13)	42.42 (14)	50.19 (14)	<b>59.01 (17)</b>	113,87	<b>3:54.31</b>
			5.93 (5)	23.97 (9)	33.89 (10)	42.20 (10)	49.81 (9)	<b>58.32 (8)</b>	117,50	+4.81
			5.87 (5)	23.79 (6)	33.62 (7)	42.19 (9)	50.02 (12)	<b>58.83 (14)</b>	114,04	
			5.91 (5)	23.84 (6)	33.67 (7)	42.01 (7)	49.60 (8)	<b>58.15 (7)</b>	117,64	
12	9	<b>SUI2</b> Hafner, Sabina Schenk, Hanne	6.12 (17)	24.30 (17)	34.24 (17)	42.62 (17)	50.26 (15)	<b>58.84 (13)</b>	117,25	<b>3:55.01</b>
			6.12 (17)	24.31 (17)	34.31 (16)	42.66 (15)	50.30 (13)	<b>58.84 (13)</b>	116,99	+5.51
			6.10 (18)	24.15 (15)	33.98 (13)	42.37 (13)	50.05 (13)	<b>58.65 (11)</b>	117,17	
			6.09 (17)	24.31 (17)	34.22 (16)	42.56 (16)	50.14 (14)	<b>58.68 (10)</b>	117,83	
13	19	<b>USA3</b> Jackson, Jamia Rzepka, Michelle	6.17 (19)	24.30 (17)	34.19 (16)	42.55 (15)	50.27 (16)	<b>58.98 (15)</b>	115,07	<b>3:55.21</b>
			6.09 (15)	24.16 (14)	34.01 (12)	42.37 (12)	50.06 (12)	<b>58.72 (12)</b>	115,26	+5.71
			6.05 (17)	24.16 (16)	34.11 (15)	42.48 (14)	50.14 (14)	<b>58.73 (13)</b>	116,92	
			6.06 (15)	24.10 (13)	34.02 (14)	42.47 (14)	50.18 (16)	<b>58.78 (13)</b>	116,80	
14	13	<b>RUS1</b> Tokovaia, Victoria Fedorova, Olga	6.03 (13)	24.01 (10)	33.81 (8)	42.14 (7)	49.77 (7)	<b>58.48 (7)</b>	116,63	<b>3:55.47</b>
			6.02 (11)	24.26 (15)	34.34 (17)	42.74 (17)	50.46 (16)	<b>59.11 (16)</b>	115,84	+5.97
			5.98 (10)	24.18 (17)	34.25 (17)	42.75 (18)	50.47 (16)	<b>59.15 (15)</b>	115,53	
			6.04 (13)	24.03 (11)	33.87 (12)	42.30 (11)	50.03 (11)	<b>58.73 (11)</b>	115,04	
15	20	<b>BUL1</b> Spirescu, Maria Spataru, Christine	6.04 (15)	24.04 (12)	33.87 (10)	42.19 (9)	49.93 (10)	<b>58.78 (12)</b>	113,31	<b>3:55.83</b>
			6.16 (18)	24.38 (18)	34.37 (18)	42.78 (18)	50.45 (15)	<b>59.04 (15)</b>	117,59	+6.33
			6.01 (14)	24.03 (11)	33.87 (11)	42.20 (10)	49.84 (10)	<b>58.49 (10)</b>	116,34	
			6.00 (10)	24.01 (10)	33.85 (11)	42.24 (10)	49.95 (10)	<b>59.52 (17)</b>	115,48	
16	15	<b>SWE1</b> Olsson, Karin Quick, Lina	6.03 (13)	24.18 (15)	34.14 (15)	42.58 (16)	50.29 (17)	<b>59.00 (16)</b>	114,78	<b>3:56.39</b>
			6.08 (14)	24.27 (16)	34.25 (15)	42.63 (13)	50.32 (14)	<b>58.96 (14)</b>	115,63	+6.89
			6.01 (14)	24.24 (18)	34.42 (19)	43.13 (21)	51.04 (20)	<b>59.81 (19)</b>	113,86	
			6.08 (16)	24.12 (15)	33.99 (13)	42.39 (13)	50.05 (12)	<b>58.62 (9)</b>	116,84	

# FIBT World Championships Bob & Skeleton Altenberg

presented by



## OFFICIAL RESULTS Women Bob

Results subject to FIBT sled inspection and doping control

Result after 4th Run

16.02.2008 START TIME : 16:05

Rk	Nat	Name	Interm. - Times					Finish	km/h	Total
17	18	<b>JPN1</b> Hino, Manami Nagaoka, Chisato	6.39 (22)	24.66 (21)	34.59 (19)	42.98 (19)	50.70 (19)	<b>59.36 (18)</b>	116,22	<b>3:57.60</b>
			6.40 (21)	24.92 (22)	34.97 (22)	43.52 (21)	51.28 (21)	<b>59.98 (20)</b>	115,42	+8.10
			6.36 (22)	24.57 (22)	34.43 (20)	42.75 (18)	50.45 (15)	<b>59.29 (16)</b>	113,86	
			6.37 (19)	24.56 (19)	34.36 (18)	42.65 (17)	50.27 (17)	<b>58.97 (15)</b>	115,94	
18	23	<b>SUI3</b> Meyer, Fabienne Gilardoni, Marina	6.07 (16)	24.21 (16)	34.32 (18)	42.87 (18)	50.68 (18)	<b>59.50 (19)</b>	115,16	<b>3:58.32</b>
			6.07 (13)	24.14 (12)	34.14 (13)	42.69 (16)	50.55 (18)	<b>59.51 (18)</b>	109,85	+8.82
			6.00 (13)	24.06 (12)	34.12 (16)	42.74 (16)	50.66 (17)	<b>59.67 (17)</b>	112,06	
			6.03 (12)	24.14 (16)	34.22 (16)	42.83 (18)	50.73 (19)	<b>59.64 (18)</b>	111,67	
19	21	<b>RUS2</b> Skulkina, Anastasia Doronina, Elena	6.23 (20)	24.67 (22)	34.73 (21)	43.24 (21)	51.08 (20)	<b>59.93 (20)</b>	113,75	<b>3:58.97</b>
			6.28 (19)	24.81 (21)	34.86 (20)	43.36 (20)	51.19 (20)	<b>1:00.00 (21)</b>	113,51	+9.47
			6.19 (19)	24.55 (21)	34.55 (21)	43.05 (20)	50.83 (18)	<b>59.73 (18)</b>	114,99	
			6.21 (18)	24.55 (18)	34.48 (19)	42.90 (19)	50.62 (18)	<b>59.31 (16)</b>	115,22	
20	22	<b>ROU1</b> Ungureanu, Dana Dragan, Maria	6.36 (21)	24.58 (20)	34.77 (22)	43.42 (22)	51.36 (21)	<b>1:00.28 (21)</b>	112,30	<b>3:01.07</b>
			6.40 (21)	24.64 (19)	34.88 (21)	43.59 (22)	51.60 (22)	<b>1:00.53 (22)</b>	112,20	
			6.28 (21)	24.50 (20)	34.65 (22)	43.27 (22)	51.27 (21)	<b>1:00.26 (20)</b>	111,16	
21	17	<b>LAT1</b> Aparjode, Aiva Dzeguze, Janika	6.41 (23)	24.90 (23)	35.09 (23)	43.73 (23)	51.60 (22)	<b>1:00.38 (22)</b>	113,81	<b>3:03.61</b>
			6.39 (20)	24.70 (20)	34.69 (19)	43.16 (19)	50.94 (19)	<b>59.67 (19)</b>	114,28	
			6.23 (20)	24.36 (19)	34.25 (17)	42.74 (16)	50.96 (19)	<b>1:03.56 (22)</b>	88,80	
10	ITA1	Gillarduzzi, Jessica Mollica, Fabiana	5.95 (8)	23.97 (9)	33.91 (11)	42.38 (13)	50.18 (13)	<b>58.90 (14)</b>	115,18	
			5.98 (8)	24.11 (11)	34.18 (14)	42.64 (14)	50.48 (17)	<b>59.33 (17)</b>	113,24	
			5.99 (12)	24.08 (14)	34.06 (14)	42.52 (15)	51.37 (22)	<b>1:02.23 (21)</b>	89,55	
							<b>DNS</b>			
14	GBR2	Davies, Jackie Thomas, Kelly	6.12 (17)	24.46 (19)	34.61 (20)	43.09 (20)	51.79 (23)	<b>1:03.79 (23)</b>	88,85	
										<b>DNS</b>

23 sleds departed 21 sleds ranked 0 sleds disqualified  
bib 14 DNS 2nd heat, bib 10 DNS 4th heat

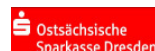
Jos Mattli (SUI) Jury President

Wolfgang Strauss (GER) Race Director



# FIBT World Championships Bob & Skeleton Altenberg

presented by



## OFFICIAL RESULTS 2 Man Bob

Results subject to FIBT sled inspection and doping control

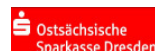
Result after 4th Run

17.02.2008 START TIME : 13:05

Rk	Nat	Name	Interm. - Times					Finish	km/h	Total	
1	1	<b>GER1 Lange, Andre</b> Kuske, Kevin	5.26 (1)	22.48 (1)	31.94 (1)	39.89 (1)	47.11 (1)	<b>55.17 (1)</b>	123,98	<b>3:40.58</b>	
			5.18 (1)	22.41 (1)	31.92 (1)	39.93 (1)	47.23 (1)	<b>55.41 (1)</b>	122,29		
			5.19 (1)	22.22 (1)	31.59 (1)	39.51 (1)	46.71 (1)	<b>54.79 (1)</b>	124,26		
			5.22 (2)	22.35 (2)	31.79 (1)	39.77 (1)	47.05 (1)	<b>55.21 (1)</b>	121,85		
2	6	<b>GER2 Florschuetz, Thomas</b> Paetzold, Mirko	5.42 (8)	22.78 (6)	32.25 (5)	40.25 (4)	47.51 (4)	<b>55.63 (3)</b>	123,25	<b>3:41.64</b>	
			5.34 (5)	22.66 (4)	32.16 (3)	40.18 (2)	47.50 (2)	<b>55.67 (2)</b>	122,33		+1.06
			5.35 (6)	22.51 (3)	31.91 (3)	39.84 (3)	47.03 (2)	<b>55.07 (2)</b>	124,56		
			5.34 (5)	22.52 (3)	31.97 (3)	39.94 (3)	47.17 (3)	<b>55.27 (2)</b>	123,88		
3	3	<b>RUS1 Zubkov, Alexandr</b> Voevoda, Alexey	5.30 (3)	22.58 (3)	32.11 (2)	40.14 (2)	47.44 (2)	<b>55.65 (4)</b>	122,39	<b>3:41.97</b>	
			5.28 (3)	22.61 (3)	32.19 (4)	40.25 (4)	47.61 (5)	<b>55.85 (5)</b>	121,38		+1.39
			5.21 (2)	22.28 (2)	31.75 (2)	39.76 (2)	47.04 (3)	<b>55.18 (4)</b>	122,74		
			5.21 (1)	22.32 (1)	31.80 (2)	39.81 (2)	47.11 (2)	<b>55.29 (3)</b>	122,37		
4	12	<b>GER3 Hoepfner, Matthias</b> Mann, Alexander	5.44 (12)	22.81 (7)	32.25 (5)	40.21 (3)	47.49 (3)	<b>55.61 (2)</b>	122,81	<b>3:42.05</b>	
			5.41 (10)	22.75 (7)	32.23 (5)	40.26 (5)	47.60 (4)	<b>55.79 (4)</b>	121,59		+1.47
			5.44 (18)	22.65 (10)	32.06 (6)	39.96 (5)	47.18 (5)	<b>55.23 (5)</b>	123,98		
			5.41 (9)	22.65 (8)	32.06 (5)	40.01 (4)	47.28 (4)	<b>55.42 (4)</b>	122,75		
5	2	<b>SUI1 Rueegg, Ivo</b> Grand, Cedric	5.46 (14)	22.95 (14)	32.47 (10)	40.48 (7)	47.75 (6)	<b>55.87 (6)</b>	122,93	<b>3:42.40</b>	
			5.37 (8)	22.73 (6)	32.24 (6)	40.24 (3)	47.52 (3)	<b>55.70 (3)</b>	122,39		+1.82
			5.35 (6)	22.60 (6)	32.01 (4)	39.91 (4)	47.09 (4)	<b>55.14 (3)</b>	124,46		
			5.29 (3)	22.56 (6)	32.09 (7)	40.15 (6)	47.48 (6)	<b>55.69 (6)</b>	122,14		
6	10	<b>CZE1 Danilevic, Ivo</b> Stoklaska, Jan	5.42 (8)	22.87 (9)	32.45 (8)	40.52 (8)	47.88 (9)	<b>56.09 (8)</b>	121,67	<b>3:43.56</b>	
			5.36 (6)	22.79 (9)	32.43 (10)	40.52 (7)	47.91 (7)	<b>56.17 (6)</b>	120,88		+2.98
			5.37 (9)	22.63 (7)	32.11 (8)	40.09 (7)	47.34 (6)	<b>55.45 (6)</b>	123,28		
			5.38 (8)	22.69 (10)	32.23 (11)	40.28 (10)	47.61 (9)	<b>55.85 (8)</b>	121,89		
7	7	<b>LAT1 Minins, Janis</b> Dreiskens, Daumants	5.41 (7)	22.83 (8)	32.42 (7)	40.57 (10)	48.00 (12)	<b>56.30 (14)</b>	120,33	<b>3:43.71</b>	
			5.42 (11)	22.83 (10)	32.41 (9)	40.52 (7)	47.93 (8)	<b>56.23 (7)</b>	120,10		+3.13
			5.34 (5)	22.56 (4)	32.05 (5)	40.07 (6)	47.37 (7)	<b>55.55 (7)</b>	122,42		
			5.34 (5)	22.53 (4)	32.01 (4)	40.02 (5)	47.37 (5)	<b>55.63 (5)</b>	122,43		
8	19	<b>RUS2 Popov, Evgeni</b> Andrynin, Alexei	5.46 (14)	22.95 (14)	32.52 (13)	40.57 (10)	47.91 (10)	<b>56.16 (9)</b>	121,37	<b>3:44.03</b>	
			5.44 (14)	22.94 (15)	32.54 (12)	40.63 (11)	47.99 (10)	<b>56.28 (9)</b>	120,77		+3.45
			5.45 (20)	22.76 (17)	32.23 (12)	40.24 (12)	47.55 (11)	<b>55.73 (10)</b>	122,24		
			5.43 (12)	22.75 (15)	32.27 (13)	40.31 (12)	47.64 (10)	<b>55.86 (10)</b>	121,97		

# FIBT World Championships Bob & Skeleton Altenberg

presented by



## OFFICIAL RESULTS 2 Man Bob

Results subject to FIBT sled inspection and doping control

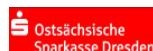
Result after 4th Run

17.02.2008 START TIME : 13:05

Rk	Nat	Name	Interm. - Times					Finish	km/h	Total
9	8	<b>AUT1 Stampfer, Wolfgang</b> Lachkovics, Martin	5.48 (19)	22.96 (17)	32.51 (12)	40.53 (9)	47.85 (8)	<b>56.03 (7)</b>	122,78	<b>3:44.07</b>
			5.44 (14)	22.90 (11)	32.54 (12)	40.65 (13)	48.03 (11)	<b>56.26 (8)</b>	120,94	+3.49
			5.47 (22)	22.81 (19)	32.28 (16)	40.28 (13)	47.53 (10)	<b>55.61 (8)</b>	123,56	
			5.43 (12)	22.74 (12)	32.26 (12)	40.38 (15)	47.85 (15)	<b>56.17 (15)</b>	120,76	
10	4	<b>USA1 Holcomb, Steven</b> Tomasevich, Curtis	5.46 (14)	22.94 (13)	32.54 (15)	40.63 (13)	48.01 (14)	<b>56.27 (12)</b>	121,37	<b>3:44.17</b>
			5.46 (17)	22.90 (11)	32.54 (12)	40.74 (15)	48.20 (14)	<b>56.54 (14)</b>	120,13	+3.59
			5.44 (18)	22.70 (13)	32.13 (9)	40.11 (8)	47.43 (8)	<b>55.66 (9)</b>	121,88	
			5.44 (16)	22.74 (12)	32.20 (8)	40.20 (7)	47.51 (7)	<b>55.70 (7)</b>	122,46	
11	9	<b>MON1 Servelle, Patrice</b> Gattuso, Sebastien	5.44 (12)	22.91 (10)	32.47 (10)	40.57 (10)	47.96 (11)	<b>56.23 (11)</b>	120,85	<b>3:44.21</b>
			5.46 (17)	22.90 (11)	32.52 (11)	40.63 (11)	48.04 (12)	<b>56.32 (10)</b>	120,61	+3.63
			5.38 (10)	22.63 (7)	32.13 (9)	40.16 (10)	47.52 (9)	<b>55.81 (11)</b>	121,15	
			5.41 (9)	22.68 (9)	32.20 (8)	40.24 (8)	47.60 (8)	<b>55.85 (8)</b>	121,62	
12	5	<b>ITA1 Bertazzo, Simone</b> Romanini, Samuele	5.31 (4)	22.68 (4)	32.20 (4)	40.26 (5)	47.60 (5)	<b>55.85 (5)</b>	123,14	<b>3:44.38</b>
			5.29 (4)	22.72 (5)	32.34 (7)	40.53 (9)	47.98 (9)	<b>56.48 (12)</b>	120,60	+3.80
			5.28 (4)	22.65 (10)	32.29 (17)	40.42 (19)	47.80 (18)	<b>56.12 (17)</b>	120,98	
			5.30 (4)	22.54 (5)	32.08 (6)	40.27 (9)	47.68 (12)	<b>55.93 (11)</b>	120,99	
13	15	<b>CAN1 Rush, Lyndon</b> Le Bihan, Chris	5.42 (8)	22.91 (10)	32.53 (14)	40.64 (14)	48.00 (12)	<b>56.27 (12)</b>	120,98	<b>3:44.88</b>
			5.38 (9)	22.94 (15)	32.56 (15)	40.69 (14)	48.21 (15)	<b>56.55 (15)</b>	119,62	+4.30
			5.40 (13)	22.69 (12)	32.17 (11)	40.21 (11)	47.62 (13)	<b>55.98 (12)</b>	120,92	
			5.41 (9)	22.73 (11)	32.28 (14)	40.37 (14)	47.77 (14)	<b>56.08 (14)</b>	120,71	
14	17	<b>AUT2 Loacker, Juergen</b> Wipplinger, Johannes	5.38 (6)	22.92 (12)	32.65 (18)	40.85 (16)	48.31 (17)	<b>56.65 (17)</b>	119,94	<b>3:45.11</b>
			5.36 (6)	22.76 (8)	32.39 (8)	40.61 (10)	48.12 (13)	<b>56.52 (13)</b>	119,03	+4.53
			5.35 (6)	22.64 (9)	32.25 (15)	40.36 (15)	47.74 (15)	<b>56.00 (13)</b>	121,03	
			5.36 (7)	22.64 (7)	32.21 (10)	40.28 (10)	47.65 (11)	<b>55.94 (12)</b>	121,23	
15	14	<b>ITA2 Tosini, Fabrizio</b> Santarsiero, Danilo	5.55 (25)	23.07 (19)	32.73 (19)	40.85 (16)	48.26 (16)	<b>56.53 (15)</b>	120,77	<b>3:45.49</b>
			5.53 (25)	23.17 (23)	32.89 (23)	41.03 (21)	48.41 (20)	<b>56.68 (17)</b>	120,60	+4.91
			5.53 (25)	22.89 (22)	32.36 (21)	40.40 (17)	47.75 (16)	<b>56.00 (13)</b>	121,53	
			5.55 (18)	22.94 (17)	32.49 (17)	40.61 (17)	48.00 (17)	<b>56.28 (16)</b>	121,00	
16	20	<b>USA3 Napier, John</b> Berkeley, Charles	5.49 (20)	23.12 (21)	32.86 (21)	41.12 (20)	48.67 (21)	<b>57.17 (20)</b>	118,33	<b>3:45.96</b>
			5.43 (13)	22.91 (14)	32.60 (16)	40.78 (16)	48.24 (16)	<b>56.59 (16)</b>	119,57	+5.38
			5.40 (13)	22.73 (16)	32.31 (18)	40.42 (19)	47.85 (20)	<b>56.20 (19)</b>	121,18	
			5.43 (12)	22.74 (12)	32.28 (14)	40.34 (13)	47.72 (13)	<b>56.00 (13)</b>	121,38	

# FIBT World Championships Bob & Skeleton Altenberg

presented by



## OFFICIAL RESULTS 2 Man Bob

Results subject to FIBT sled inspection and doping control

Result after 4th Run

17.02.2008 START TIME : 13:05

Rk	Nat	Name	Interm. - Times					Finish	km/h	Total
17	23	<b>LAT2</b> Maskalans, Edgars Broks, Raivis	5.53 (24)	23.11 (20)	32.77 (20)	40.93 (19)	48.41 (19)	<b>56.79 (19)</b>	119,46	<b>3:46.21</b>
			5.54 (26)	23.10 (21)	32.79 (21)	40.96 (20)	48.40 (19)	<b>56.71 (18)</b>	120,29	+5.63
			5.46 (21)	22.81 (19)	32.34 (20)	40.41 (18)	47.77 (17)	<b>56.08 (15)</b>	121,30	
			5.61 (19)	23.10 (19)	32.67 (19)	40.83 (19)	48.27 (19)	<b>56.63 (19)</b>	120,18	
18	18	<b>USA2</b> Kohn, Mike Langton, Steven	5.43 (11)	22.95 (14)	32.64 (17)	40.89 (18)	48.39 (18)	<b>56.74 (18)</b>	119,74	<b>3:46.54</b>
			5.51 (24)	23.08 (20)	32.78 (20)	41.08 (22)	48.62 (22)	<b>57.03 (22)</b>	119,04	+5.96
			5.41 (15)	22.77 (18)	32.33 (19)	40.53 (21)	48.01 (22)	<b>56.42 (21)</b>	120,06	
			5.47 (17)	22.86 (16)	32.44 (16)	40.55 (16)	47.98 (16)	<b>56.35 (17)</b>	120,14	
19	11	<b>SUI2</b> Schmid, Daniel Handschin, Roman	5.47 (18)	22.97 (18)	32.56 (16)	40.64 (14)	48.13 (15)	<b>56.59 (16)</b>	118,01	<b>3:46.78</b>
			5.48 (20)	23.17 (23)	32.93 (24)	41.16 (24)	48.64 (23)	<b>56.99 (21)</b>	119,98	+6.20
			5.39 (11)	22.91 (23)	32.59 (24)	40.74 (24)	48.30 (24)	<b>56.79 (23)</b>	117,95	
			5.43 (12)	22.94 (17)	32.50 (18)	40.61 (17)	48.05 (18)	<b>56.41 (18)</b>	119,98	
20	22	<b>ROU1</b> Istrate, Nicolae Dovalciuc, Ioan Danut	5.49 (20)	23.16 (22)	32.91 (22)	41.15 (21)	48.64 (20)	<b>57.21 (21)</b>	118,55	<b>2:50.47</b>
			5.46 (17)	22.97 (18)	32.65 (18)	40.94 (19)	48.50 (21)	<b>57.08 (23)</b>	117,46	
			5.41 (15)	22.71 (14)	32.24 (14)	40.37 (16)	47.80 (18)	<b>56.18 (18)</b>	120,30	
21	26	<b>SUI4</b> Baumann, Gregor Weber, Dominik	5.46 (14)	23.27 (25)	33.10 (25)	41.35 (24)	48.88 (24)	<b>57.29 (23)</b>	118,68	<b>2:51.10</b>
			5.42 (11)	23.23 (26)	33.24 (26)	41.60 (26)	49.21 (26)	<b>57.72 (26)</b>	117,28	
			5.39 (11)	22.72 (15)	32.23 (12)	40.29 (14)	47.71 (14)	<b>56.09 (16)</b>	120,00	
22	29	<b>JPN1</b> Suzuki, Hiroshi Kobayashi, Ryuichi	5.51 (23)	23.18 (23)	32.99 (24)	41.27 (23)	48.86 (23)	<b>57.42 (24)</b>	117,32	<b>2:51.19</b>
			5.48 (20)	23.12 (22)	32.88 (22)	41.14 (23)	48.73 (24)	<b>57.27 (24)</b>	118,43	
			5.47 (22)	22.91 (23)	32.54 (23)	40.69 (23)	48.11 (23)	<b>56.50 (22)</b>	119,98	
23	28	<b>SVK1</b> Jagnesak, Milan Krestanko, Robert	5.79 (29)	23.55 (28)	33.26 (26)	41.54 (25)	49.17 (25)	<b>57.70 (25)</b>	117,27	<b>2:52.81</b>
			5.78 (28)	23.57 (28)	33.35 (27)	41.61 (27)	49.24 (27)	<b>57.80 (27)</b>	116,95	
			5.73 (26)	23.38 (26)	33.04 (26)	41.26 (25)	48.84 (25)	<b>57.31 (24)</b>	118,26	
24	24	<b>GBR1</b> Wright, Martin Devlin, James	5.49 (20)	23.39 (26)	33.39 (27)	41.83 (26)		<b>58.53 (28)</b>		<b>2:53.64</b>
			5.48 (20)	23.18 (25)	32.96 (25)	41.35 (25)	49.05 (25)	<b>57.65 (25)</b>	115,79	
			5.50 (24)	23.16 (25)	32.98 (25)	41.29 (26)	48.91 (26)	<b>57.46 (26)</b>	117,16	
25	27	<b>KOR1</b> Kang, Kwang-Bae Kim, Se In	5.75 (28)	23.59 (29)	33.48 (29)	41.84 (27)	49.62 (27)	<b>58.35 (27)</b>	114,27	<b>2:55.54</b>
			5.83 (29)	23.78 (29)	33.73 (29)	42.27 (28)	50.10 (28)	<b>58.87 (28)</b>	114,96	
			5.77 (27)	23.47 (27)	33.27 (27)	41.68 (27)	49.48 (27)	<b>58.32 (27)</b>	113,29	
26	16	<b>SUI3</b> Galliker, Martin Luethi, Markus	5.36 (5)	22.73 (5)	32.46 (9)	42.85 (29)	54.10 (28)	<b>1:09.31 (29)</b>	71,05	<b>3:02.41</b>
			5.45 (16)	22.95 (17)	32.63 (17)	40.82 (17)	48.35 (17)	<b>56.82 (19)</b>	118,39	
			5.43 (17)	22.83 (21)	32.44 (22)	40.56 (22)	47.97 (21)	<b>56.28 (20)</b>	120,71	

# FIBT World Championships Bob & Skeleton Altenberg

presented by



## OFFICIAL RESULTS 2 Man Bob

Results subject to FIBT sled inspection and doping control

Result after 4th Run

17.02.2008 START TIME : 13:05

Rk	Nat	Name	Interm. - Times					Finish	km/h	Total
13	NED1	Van Calker, Edwin Jansma, Sybren	5.28 (2)	22.57 (2)	32.11 (2)	40.27 (6)	47.79 (7)	<b>56.22 (10)</b>	118,44	
			5.23 (2)	22.53 (2)	32.15 (2)	40.32 (6)	47.85 (6)	<b>56.33 (11)</b>	118,08	
			5.26 (3)	22.56 (4)	32.06 (6)	40.11 (8)	47.55 (11)	<b>57.40 (25)</b>	110,39	
							<b>DNS</b>			
30	SRB1	Radjenovic, Vuk Milenkovic, Milan	5.63 (27)	23.50 (27)	33.42 (28)	41.84 (27)	49.52 (26)	<b>58.16 (26)</b>	116,36	
			5.65 (27)	23.48 (27)	33.40 (28)	44.94 (29)	58.30 (29)	<b>DNF</b>	58,29	
25	GBR2	Johnston, Lee Hughes-John, Julien	5.56 (26)	23.21 (24)	32.94 (23)	41.18 (22)	48.72 (22)	<b>57.24 (22)</b>	118,59	
			5.50 (23)	23.01 (19)	32.68 (19)	40.87 (18)	48.38 (18)	<b>56.82 (19)</b>	118,59	
							<b>DNS</b>			
21	RUS3	Abramovitch, Dmitry Prudnikov, Sergej	5.35	22.84	32.51	40.64	48.10	<b>DSQ</b>	119,64	<b>DSQ</b>

30 sleds departed 26 sleds ranked 1 sled disqualified  
 bib 21 DSQ underweight, bib 30 DNF 2nd heat, bib 25 DNS 3rd heat, bib 13 DNS 4th heat

Georg Werth (ITA) Jury President

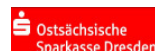
Wolfgang Strauss (GER) Race Director





# FIBT World Championships Bob & Skeleton Altenberg

presented by



## OFFICIAL RESULTS 4 Man Bob

Results subject to FIBT sled inspection and doping control

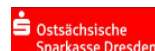
Result after 4th Run

24.02.2008 START TIME : 11:05

Rk	Nat	Name	Interm. - Times					Finish	km/h	Total	
1	1	<b>GER1 Lange, Andre</b>	5.07 (1)	22.09 (1)	31.47 (1)	39.28 (1)	46.35 (1)	<b>54.24 (1)</b>	126,36	<b>3:36.26</b>	
		Hoppe, Rene	5.07 (1)	22.17 (1)	31.67 (1)	39.58 (1)	46.73 (1)	<b>54.67 (1)</b>	125,08		
		Kuske, Kevin	5.05 (1)	21.86 (1)	31.04 (1)	38.68 (1)	45.57 (1)	<b>53.17 (1)</b>	130,51		
		Putze, Martin	5.06 (1)	22.00 (1)	31.36 (1)	39.18 (1)	46.25 (1)	<b>54.18 (1)</b>	125,78		
2	2	<b>RUS1 Zubkov, Alexandr</b>	5.15 (2)	22.32 (2)	31.76 (2)	39.60 (2)	46.70 (2)	<b>54.62 (2)</b>	127,19	<b>3:38.28</b>	
		Orechnikov, Roman	5.12 (2)	22.35 (2)	31.96 (4)	40.03 (8)	47.32 (9)	<b>55.42 (9)</b>	122,93		+2.02
		Trunenkov, Dmitry	5.15 (2)	22.09 (2)	31.34 (2)	39.01 (2)	45.95 (2)	<b>53.61 (2)</b>	130,68		
		Stepushkin, Dmitry	5.18 (3)	22.25 (4)	31.66 (3)	39.53 (3)	46.66 (3)	<b>54.63 (2)</b>	125,01		
3	11	<b>GER3 Hoepfner, Matthias</b>	5.28 (5)	22.55 (5)	31.97 (5)	39.81 (4)	46.94 (3)	<b>54.91 (3)</b>	124,97	<b>3:38.85</b>	
		Listner, Ronny	5.24 (4)	22.48 (6)	31.98 (5)	39.90 (3)	47.06 (2)	<b>55.05 (2)</b>	124,42		+2.59
		Mann, Alexander	5.26 (9)	22.27 (5)	31.53 (4)	39.33 (4)	46.37 (5)	<b>54.13 (5)</b>	127,67		
		Poege, Thomas	5.22 (8)	22.29 (5)	31.67 (4)	39.59 (5)	46.77 (5)	<b>54.76 (4)</b>	124,16		
4	8	<b>GER2 Florschuetz, Thomas</b>	5.30 (8)	22.55 (5)	31.96 (4)	39.85 (5)	46.99 (5)	<b>54.97 (4)</b>	124,97	<b>3:39.07</b>	
		Heyder, Christoph	5.24 (4)	22.48 (6)	32.00 (6)	39.98 (6)	47.20 (6)	<b>55.22 (6)</b>	124,00		+2.81
		Kuehn, Enrico	5.23 (4)	22.25 (4)	31.53 (4)	39.33 (4)	46.37 (5)	<b>54.12 (3)</b>	127,88		
		Paetzold, Mirko	5.20 (5)	22.30 (6)	31.72 (6)	39.62 (6)	46.78 (6)	<b>54.76 (4)</b>	124,42		
5	5	<b>SUI1 Rueegg, Ivo</b>	5.30 (8)	22.57 (7)	31.99 (7)	39.89 (6)	47.06 (6)	<b>55.06 (5)</b>	124,89	<b>3:39.21</b>	
		Herzog, Tommy	5.24 (4)	22.44 (3)	31.94 (3)	39.91 (4)	47.11 (5)	<b>55.13 (3)</b>	124,16		+2.95
		Handschin, Roman	5.23 (4)	22.28 (6)	31.57 (6)	39.35 (7)	46.36 (3)	<b>54.12 (3)</b>	128,11		
		Grand, Cedric	5.24 (9)	22.38 (9)	31.80 (7)	39.68 (7)	46.87 (7)	<b>54.90 (9)</b>	123,72		
6	4	<b>USA1 Holcomb, Steven</b>	5.29 (7)	22.53 (4)	31.98 (6)	39.93 (7)	47.18 (8)	<b>55.28 (7)</b>	123,10	<b>3:39.52</b>	
		Jovanovic, Pavle	5.24 (4)	22.44 (3)	31.90 (2)	39.87 (2)	47.09 (3)	<b>55.13 (3)</b>	123,92		+3.26
		Mesler, Steve	5.23 (4)	22.30 (7)	31.58 (7)	39.33 (4)	46.37 (5)	<b>54.21 (7)</b>	126,56		
		Tomasevich, Curtis	5.32 (16)	22.54 (16)	31.95 (15)	39.81 (13)	46.95 (12)	<b>54.90 (9)</b>	125,97		
7	3	<b>LAT1 Minins, Janis</b>	5.19 (3)	22.41 (3)	31.82 (3)	39.74 (3)	46.96 (4)	<b>55.09 (6)</b>	122,75	<b>3:39.57</b>	
		Dreiskens, Daumants	5.20 (3)	22.46 (5)	32.01 (8)	40.02 (7)	47.29 (8)	<b>55.40 (8)</b>	122,57		+3.31
		Melbardis, Oskars	5.16 (3)	22.13 (3)	31.44 (3)	39.27 (3)	46.40 (8)	<b>54.30 (8)</b>	125,29		
		Dambis, Intars	5.14 (2)	22.13 (2)	31.52 (2)	39.39 (2)	46.59 (2)	<b>54.78 (6)</b>	121,41		
8	15	<b>AUT1 Loacker, Juergen</b>	5.31 (10)	22.62 (9)	32.08 (9)	40.03 (10)	47.26 (10)	<b>55.40 (11)</b>	123,31	<b>3:39.60</b>	
		Wipplinger, Johannes	5.24 (4)	22.53 (9)	32.05 (9)	40.03 (8)	47.26 (7)	<b>55.35 (7)</b>	123,59		+3.34
		Mayer, Juergen	5.24 (7)	22.32 (8)	31.60 (8)	39.36 (8)	46.36 (3)	<b>54.13 (5)</b>	127,93		
		Lachkovics, Martin	5.19 (4)	22.24 (3)	31.67 (4)	39.58 (4)	46.73 (4)	<b>54.72 (3)</b>	124,65		
9	9	<b>RUS3 Abramovitch, Dmitry</b>	5.28 (5)	22.59 (8)	32.12 (11)	40.06 (11)	47.27 (11)	<b>55.35 (10)</b>	123,44	<b>3:39.70</b>	
		Moiseev, Petr	5.24 (4)	22.49 (8)	32.00 (6)	39.92 (5)	47.10 (4)	<b>55.14 (5)</b>	123,85		+3.44
		Ushakov, Alexander	5.26 (9)	22.38 (9)	31.72 (9)	39.48 (9)	46.52 (9)	<b>54.32 (9)</b>	127,22		
		Prudnikov, Sergej	5.20 (5)	22.35 (7)	31.81 (8)	39.70 (8)	46.87 (7)	<b>54.89 (8)</b>	124,10		

# FIBT World Championships Bob & Skeleton Altenberg

presented by



## OFFICIAL RESULTS 4 Man Bob

Results subject to FIBT sled inspection and doping control

Result after 4th Run

24.02.2008 START TIME : 11:05

Rk	Nat	Name	Interm. - Times					Finish	km/h	Total
10	7	<b>RUS2 Popov, Evgeni</b>	5.32 (11)	22.64 (11)	32.08 (9)	40.01 (9)	47.22 (9)	<b>55.29 (8)</b>	123,76	<b>3:40.46</b>
		Elytin, Dmitri	5.28 (10)	22.61 (10)	32.16 (10)	40.18 (10)	47.46 (10)	<b>55.60 (12)</b>	122,65	+4.20
		Seliverstov, Alexej	5.29 (13)	22.44 (13)	31.83 (13)	39.65 (11)	46.72 (10)	<b>54.58 (10)</b>	126,49	
		Pechenkin, Evgeny	5.28 (13)	22.45 (12)	31.89 (12)	39.80 (12)	46.97 (13)	<b>54.99 (12)</b>	124,26	
11	6	<b>SUI2 Galliker, Martin</b>	5.33 (12)	22.62 (9)	32.06 (8)	39.95 (8)	47.17 (7)	<b>55.30 (9)</b>	123,48	<b>3:40.62</b>
		Egger, Juerg	5.31 (12)	22.68 (13)	32.27 (15)	40.32 (16)	47.64 (16)	<b>55.80 (17)</b>	121,99	+4.36
		Lukas, Michael	5.28 (11)	22.41 (11)	31.80 (11)	39.63 (10)	46.72 (10)	<b>54.64 (11)</b>	125,65	
		Bloechliger, Patrick	5.25 (10)	22.39 (10)	31.82 (9)	39.70 (8)	46.87 (7)	<b>54.88 (7)</b>	123,98	
12	13	<b>CZE1 Danilevic, Ivo</b>	5.37 (15)	22.88 (17)	32.39 (17)	40.35 (13)	47.55 (13)	<b>55.59 (13)</b>	124,03	<b>3:41.06</b>
		Stoklaska, Jan	5.33 (14)	22.69 (15)	32.21 (12)	40.24 (12)	47.53 (13)	<b>55.65 (13)</b>	122,62	+4.80
		Kobian, Jan	5.29 (13)	22.47 (14)	31.87 (14)	39.71 (13)	46.79 (12)	<b>54.67 (12)</b>	126,21	
		Gomola, Roman	5.25 (10)	22.46 (13)	31.94 (14)	39.90 (15)	47.11 (15)	<b>55.15 (15)</b>	123,40	
13	16	<b>GBR1 Johnston, Lee</b>	5.43 (20)	22.85 (16)	32.36 (15)	40.35 (13)	47.60 (14)	<b>55.73 (14)</b>	122,49	<b>3:41.11</b>
		Jackson, John	5.40 (20)	22.77 (18)	32.31 (16)	40.26 (13)	47.47 (11)	<b>55.54 (10)</b>	123,37	+4.85
		Hughes-John, Julien	5.33 (15)	22.56 (17)	31.95 (15)	39.79 (15)	46.89 (15)	<b>54.83 (13)</b>	125,23	
		Money, Dan	5.33 (18)	22.48 (14)	31.90 (13)	39.76 (11)	46.92 (11)	<b>55.01 (13)</b>	123,35	
14	10	<b>ITA1 Tosini, Fabrizio</b>	5.37 (15)	22.76 (14)	32.28 (12)	40.21 (12)	47.43 (12)	<b>55.50 (12)</b>	123,75	<b>3:41.38</b>
		Romanini, Samuele	5.33 (14)	22.66 (12)	32.22 (13)	40.23 (11)	47.50 (12)	<b>55.58 (11)</b>	123,02	+5.12
		Santarsiero, Danilo	5.42 (20)	22.66 (19)	32.06 (18)	39.91 (16)	47.05 (17)	<b>54.95 (17)</b>	125,81	
		de Sanctis, Antonio	5.36 (20)	22.66 (19)	32.10 (18)	40.05 (17)	47.28 (17)	<b>55.35 (18)</b>	123,21	
15	17	<b>LAT2 Maskalans, Edgars</b>	5.33 (12)	22.76 (14)	32.37 (16)	40.43 (16)	47.79 (16)	<b>56.06 (15)</b>	120,50	<b>3:41.61</b>
		Kalnins, Kristaps	5.34 (16)	22.68 (13)	32.17 (11)	40.26 (13)	47.58 (14)	<b>55.73 (14)</b>	123,14	+5.35
		Broks, Raivis	5.28 (11)	22.41 (11)	31.81 (12)	39.72 (14)	46.88 (14)	<b>54.91 (15)</b>	125,08	
		Rozitis, Reinis	5.27 (12)	22.43 (11)	31.82 (9)	39.73 (10)	46.88 (10)	<b>54.91 (11)</b>	124,29	
16	20	<b>CAN1 Rush, Lyndon</b>	5.26 (4)	22.68 (12)	32.35 (14)	40.47 (17)	47.86 (17)	<b>56.15 (17)</b>	120,75	<b>3:41.92</b>
		Le Bihan, Chris	5.29 (11)	22.64 (11)	32.22 (13)	40.27 (15)	47.59 (15)	<b>55.75 (15)</b>	121,63	+5.66
		Bissett, David	5.24 (7)	22.38 (9)	31.79 (10)	39.67 (12)	46.83 (13)	<b>54.88 (14)</b>	123,38	
		Cross, Nathan	5.21 (7)	22.35 (7)	31.87 (11)	39.83 (14)	47.04 (14)	<b>55.14 (14)</b>	122,83	
17	22	<b>MON1 Servelle, Patrice</b>	5.40 (17)	22.92 (19)	32.52 (19)	40.56 (19)	47.89 (18)	<b>56.17 (18)</b>	120,56	<b>3:42.21</b>
		Bottin, Jeremy	5.37 (18)	22.77 (18)	32.36 (19)	40.39 (17)	47.68 (17)	<b>55.79 (16)</b>	122,53	+5.95
		Narovec, Petr	5.35 (18)	22.63 (18)	32.06 (18)	39.92 (17)	47.04 (16)	<b>54.94 (16)</b>	125,53	
		Gattuso, Sebastien	5.34 (19)	22.66 (19)	32.16 (20)	40.09 (18)	47.29 (18)	<b>55.31 (17)</b>	123,65	
18	18	<b>USA3 Napier, John</b>	5.42 (19)	22.91 (18)	32.49 (18)	40.55 (18)	47.90 (19)	<b>56.18 (19)</b>	120,44	<b>3:42.52</b>
		Olsen, Justin	5.42 (21)	22.88 (21)	32.47 (21)	40.52 (21)	47.83 (18)	<b>55.92 (18)</b>	122,65	+6.26
		Miller, Jacob	5.33 (15)	22.55 (15)	32.01 (17)	39.99 (19)	47.20 (18)	<b>55.18 (18)</b>	124,29	
		Berkeley, Charles	5.30 (14)	22.48 (14)	31.96 (16)	39.96 (16)	47.19 (16)	<b>55.24 (16)</b>	123,20	

# FIBT World Championships Bob & Skeleton Altenberg

presented by



## OFFICIAL RESULTS 4 Man Bob

Results subject to FIBT sled inspection and doping control

Result after 4th Run

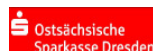
24.02.2008 START TIME : 11:05

Rk	Nat	Name	Interm. - Times					Finish	km/h	Total
19	19	<b>GBR2 Wright, Martin</b>	5.41 (18)	22.98 (21)	32.65 (21)	40.76 (20)	48.18 (20)	<b>56.53 (21)</b>	119,89	<b>3:43.91</b>
		Nwume, Henry	5.34 (16)	22.74 (17)	32.32 (17)	40.48 (19)	47.95 (21)	<b>56.41 (20)</b>	117,18	+7.65
		Kerr, Glenn	5.34 (17)	22.55 (15)	31.98 (16)	39.95 (18)	47.21 (19)	<b>55.29 (19)</b>	124,53	
		Smith, Steve	5.31 (15)	22.57 (17)	32.09 (17)	40.11 (19)	47.44 (19)	<b>55.68 (19)</b>	121,10	
20	21	<b>ROU1 Istrate, Nicolae</b>	5.43 (20)	22.96 (20)	32.61 (20)	40.78 (21)	48.19 (21)	<b>56.49 (20)</b>	120,40	<b>3:44.11</b>
		Nicolescu, Mircea	5.39 (19)	22.79 (20)	32.39 (20)	40.49 (20)	47.90 (20)	<b>56.14 (19)</b>	120,60	+7.85
		Andrei, Ionut	5.38 (19)	22.73 (20)	32.30 (20)	40.39 (20)	47.68 (20)	<b>55.79 (21)</b>	122,76	
		Dovalciuc, Ioan Danut	5.32 (16)	22.59 (18)	32.11 (19)	40.19 (20)	47.52 (20)	<b>55.69 (20)</b>	121,78	
21	23	<b>SVK1 Jagnesak, Milan</b>	5.63 (22)	23.33 (22)	33.06 (22)	41.25 (22)	48.74 (22)	<b>57.13 (22)</b>	119,42	<b>2:49.76</b>
		Krug, Stefan	5.59 (22)	23.19 (22)	32.95 (22)	41.14 (22)	48.56 (22)	<b>56.85 (21)</b>	120,94	
		Vonga, Rastislav	5.57 (21)	22.99 (21)	32.54 (21)	40.50 (21)	47.74 (21)	<b>55.78 (20)</b>	123,89	
		Krestanko, Robert								
22	24	<b>KOR1 Kang, Kwang-Bae</b>	5.66 (23)	23.40 (23)	33.17 (23)	41.50 (23)	49.08 (23)	<b>57.69 (23)</b>	115,79	<b>2:51.38</b>
		Kim, Jung-Su	5.65 (23)	23.47 (23)	33.28 (23)	41.51 (23)	49.03 (23)	<b>57.47 (22)</b>	117,90	
		Lee, Jinhee	5.63 (22)	23.14 (22)	32.71 (22)	40.76 (22)	48.08 (22)	<b>56.22 (22)</b>	122,10	
		Kim, Se In								
12	<b>NED1</b>	<b>Van Calker, Edwin</b>						<b>DNS</b>		
		Greiner, Yannick								
		Jansma, Sybren								
		Klaassen, Arno								
14	<b>USA2</b>	<b>Kohn, Mike</b>	5.34 (14)	22.75 (13)	32.33 (13)	40.41 (15)	47.77 (15)	<b>56.07 (16)</b>	121,23	
		Moriarty, Jamie	5.32 (13)	22.72 (16)	32.32 (17)	40.44 (18)	47.87 (19)	<b>57.99 (23)</b>	118,64	
		Burns, TJ						<b>DNS</b>		
		Langton, Steven								

24 sleds departed 22 sleds ranked 0 sleds disqualified  
bib 12 DNS, bib 14 DNS 3rd heat

# FIBT World Championships Bob & Skeleton Altenberg

presented by



## OFFICIAL RESULTS Skeleton Women

Results subject to FIBT sled inspection and doping control

Result after 4th Run

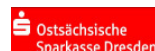
23.02.2008 START TIME : 15:35

Rk	Nat	Name	Interm. - Times					Finish	km/h	Total
1	5	GER Huber, Anja	5.63 (1)	23.85 (1)	34.02 (1)	42.82 (1)	51.01 (1)	<b>1:00.29 (1)</b>	108,81	<b>4:02.78</b>
			5.75 (4)	24.43 (5)	34.95 (3)	44.07 (2)	52.53 (4)	<b>1:02.18 (6)</b>	105,01	
			5.73 (2)	23.94 (1)	34.04 (1)	42.67 (1)	50.61 (1)	<b>59.60 (1)</b>	112,28	
			5.69 (2)	24.10 (3)	34.38 (3)	43.24 (3)	51.46 (3)	<b>1:00.71 (4)</b>	108,61	
2	1	USA Uhlaender, Katie	5.71 (3)	24.07 (2)	34.44 (3)	43.21 (2)	51.30 (2)	<b>1:00.47 (2)</b>	109,87	<b>4:03.08</b>
			5.68 (1)	24.43 (5)	35.19 (7)	44.32 (9)	52.73 (9)	<b>1:02.29 (7)</b>	105,76	+0.30
			5.75 (4)	23.99 (2)	34.25 (2)	42.98 (3)	50.93 (3)	<b>59.89 (2)</b>	112,71	
			5.63 (1)	23.97 (1)	34.35 (2)	43.20 (2)	51.28 (2)	<b>1:00.43 (2)</b>	110,39	
3	4	GER Juergens, Kerstin	5.69 (2)	24.16 (3)	34.42 (2)	43.28 (3)	51.70 (3)	<b>1:01.15 (4)</b>	106,28	<b>4:03.90</b>
			5.73 (3)	24.41 (4)	35.01 (5)	44.14 (5)	52.69 (7)	<b>1:02.31 (8)</b>	104,37	+1.12
			5.75 (4)	24.19 (4)	34.50 (5)	43.29 (7)	51.41 (8)	<b>1:00.46 (7)</b>	111,19	
			5.70 (3)	24.03 (2)	34.23 (1)	42.96 (1)	50.97 (1)	<b>59.98 (1)</b>	111,85	
4	2	CAN Kelly, Michelle	5.84 (9)	24.33 (4)	34.70 (4)	43.47 (4)	51.72 (4)	<b>1:00.99 (3)</b>	108,53	<b>4:04.07</b>
			5.88 (11)	24.55 (7)	35.15 (6)	44.11 (3)	52.48 (2)	<b>1:01.97 (3)</b>	106,17	+1.29
			5.91 (13)	24.25 (8)	34.34 (4)	42.89 (2)	50.82 (2)	<b>1:00.00 (3)</b>	113,33	
			5.90 (9)	24.37 (7)	34.63 (5)	43.57 (5)	51.81 (8)	<b>1:01.11 (8)</b>	108,85	
5	7	GBR Williams, Amy	5.84 (9)	24.38 (5)	34.80 (5)	43.94 (6)	52.39 (7)	<b>1:01.94 (7)</b>	104,73	<b>4:04.12</b>
			5.81 (7)	24.34 (2)	34.82 (2)	43.76 (1)	52.08 (1)	<b>1:01.57 (1)</b>	106,78	+1.34
			5.87 (10)	24.20 (6)	34.51 (6)	43.19 (5)	51.13 (4)	<b>1:00.08 (4)</b>	112,61	
			5.75 (4)	24.35 (6)	34.76 (7)	43.51 (4)	51.54 (4)	<b>1:00.53 (3)</b>	112,69	
6	3	CAN Hollingsworth, Mellisa	5.89 (12)	24.49 (6)	34.85 (6)	43.61 (5)	51.82 (5)	<b>1:01.15 (4)</b>	109,07	<b>4:04.83</b>
			5.85 (9)	24.90 (16)	35.69 (20)	44.73 (16)	53.06 (14)	<b>1:02.56 (13)</b>	106,19	+2.05
			5.97 (15)	24.35 (11)	34.58 (7)	43.24 (6)	51.20 (5)	<b>1:00.30 (5)</b>	111,57	
			5.93 (12)	24.49 (10)	34.89 (10)	43.63 (6)	51.67 (5)	<b>1:00.82 (6)</b>	111,08	
7	9	GER Trott, Marion	6.09 (18)	24.81 (11)	35.18 (7)	44.07 (7)	52.29 (6)	<b>1:01.69 (6)</b>	107,69	<b>4:05.01</b>
			6.11 (17)	24.97 (19)	35.45 (15)	44.40 (12)	52.70 (8)	<b>1:02.12 (5)</b>	106,67	+2.23
			6.05 (19)	24.49 (16)	34.72 (12)	43.38 (8)	51.37 (6)	<b>1:00.36 (6)</b>	112,00	
			6.04 (15)	24.67 (15)	34.92 (11)	43.72 (9)	51.77 (7)	<b>1:00.84 (7)</b>	111,11	
8	19	CAN Reid, Sara	5.97 (17)	25.00 (16)	35.83 (15)	45.03 (14)	53.61 (14)	<b>1:03.60 (12)</b>	102,34	<b>4:06.82</b>
			6.04 (15)	24.74 (12)	35.21 (8)	44.13 (4)	52.49 (3)	<b>1:01.95 (2)</b>	106,19	+4.04
			6.01 (18)	24.46 (13)	34.82 (13)	43.54 (10)	51.51 (10)	<b>1:00.46 (7)</b>	113,21	
			6.07 (16)	24.61 (12)	34.93 (12)	43.70 (8)	51.74 (6)	<b>1:00.81 (5)</b>	111,38	
9	15	GBR Davies, Maggie	5.78 (5)	24.78 (9)	35.64 (11)	44.79 (11)	53.25 (9)	<b>1:02.96 (9)</b>	104,44	<b>4:08.02</b>
			5.78 (6)	24.69 (11)	35.46 (16)	44.46 (14)	52.79 (10)	<b>1:02.32 (9)</b>	106,20	+5.24
			5.82 (8)	24.24 (7)	34.65 (10)	43.42 (9)	51.45 (9)	<b>1:00.58 (9)</b>	111,03	
			5.89 (8)	24.73 (17)	35.36 (18)	44.43 (17)	52.73 (17)	<b>1:02.16 (17)</b>	108,05	



# FIBT World Championships Bob & Skeleton Altenberg

presented by



## OFFICIAL RESULTS Skeleton Women

Results subject to FIBT sled inspection and doping control

Result after 4th Run

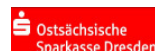
23.02.2008 START TIME : 15:35

Rk	Nat	Name	Interm. - Times					Finish	km/h	Total	
10	11	RUS	Trunova, Svetlana	5.79 (6)	24.81 (11)	35.46 (9)	44.73 (9)	53.34 (10)	<b>1:03.19 (10)</b>	102,73	<b>4:08.03</b>
				5.69 (2)	24.39 (3)	34.96 (4)	44.14 (5)	52.68 (6)	<b>1:02.37 (10)</b>	103,09	+5.25
				5.74 (3)	24.07 (3)	34.30 (3)	43.10 (4)	51.37 (6)	<b>1:00.69 (10)</b>	108,05	
				5.79 (5)	24.23 (4)	34.54 (4)	43.65 (7)	52.26 (10)	<b>1:01.78 (13)</b>	104,95	
11	6	CAN	Pavan, Carla	5.88 (11)	24.59 (7)	35.21 (8)	44.33 (8)	53.03 (8)	<b>1:02.86 (8)</b>	102,44	<b>4:08.34</b>
				5.94 (13)	24.67 (9)	35.27 (10)	44.36 (10)	52.93 (13)	<b>1:02.58 (14)</b>	103,70	+5.56
				5.95 (14)	24.50 (17)	34.89 (15)	43.82 (15)	52.04 (13)	<b>1:01.25 (11)</b>	109,43	
				5.97 (14)	24.54 (11)	34.96 (13)	43.96 (13)	52.31 (12)	<b>1:01.65 (10)</b>	107,66	
12	14	AUS	Hoar, Melissa	6.14 (21)	25.17 (18)	35.91 (16)	45.33 (16)	54.43 (18)	<b>1:04.72 (19)</b>	97,63	<b>4:09.98</b>
				6.12 (18)	24.77 (13)	35.28 (11)	44.24 (8)	52.62 (5)	<b>1:02.08 (4)</b>	106,54	+7.20
				6.08 (20)	24.61 (19)	34.96 (17)	43.85 (17)	52.10 (16)	<b>1:01.40 (14)</b>	108,42	
				6.11 (17)	24.69 (16)	35.09 (15)	44.06 (14)	52.42 (15)	<b>1:01.78 (13)</b>	107,54	
13	17	USA	Tomlinson, Keslie	6.10 (19)	25.54 (20)	36.48 (19)	45.71 (19)	54.37 (16)	<b>1:04.42 (16)</b>	101,31	<b>4:10.07</b>
				6.12 (18)	24.83 (15)	35.41 (13)	44.40 (12)	52.80 (11)	<b>1:02.42 (11)</b>	106,06	+7.29
				6.00 (17)	24.60 (18)	35.13 (19)	44.03 (19)	52.19 (17)	<b>1:01.44 (15)</b>	109,35	
				6.21 (20)	24.86 (19)	35.33 (17)	44.23 (16)	52.43 (16)	<b>1:01.79 (15)</b>	108,43	
14	8	AUS	Lincoln-Smith, Emma	5.92 (15)	24.93 (13)	35.72 (14)	44.83 (12)	53.47 (11)	<b>1:03.27 (11)</b>	102,84	<b>4:10.14</b>
				5.81 (7)	24.68 (10)	35.50 (17)	44.77 (18)	53.77 (20)	<b>1:03.81 (20)</b>	99,29	+7.36
				5.83 (9)	24.25 (8)	34.64 (8)	43.65 (12)	52.04 (13)	<b>1:01.49 (16)</b>	106,63	
				5.90 (9)	24.33 (5)	34.71 (6)	43.72 (9)	52.20 (9)	<b>1:01.57 (9)</b>	106,23	
15	10	AUS	Steele, Michelle	5.89 (12)	24.80 (10)	35.51 (10)	44.75 (10)	53.55 (12)	<b>1:03.63 (13)</b>	100,18	<b>4:10.15</b>
				6.00 (14)	24.99 (20)	35.66 (19)	44.89 (20)	53.66 (19)	<b>1:03.53 (17)</b>	100,75	+7.37
				5.89 (11)	24.32 (10)	34.64 (8)	43.55 (11)	51.90 (11)	<b>1:01.31 (13)</b>	107,32	
				5.87 (7)	24.42 (9)	34.84 (9)	43.86 (11)	52.29 (11)	<b>1:01.68 (11)</b>	106,84	
16	16	RUS	Korobkina, Olga	6.31 (23)	25.75 (22)	36.71 (22)	46.02 (21)	54.68 (20)	<b>1:04.56 (17)</b>	102,17	<b>4:10.60</b>
				6.21 (21)	24.82 (14)	35.21 (8)	44.36 (10)	52.91 (12)	<b>1:02.52 (12)</b>	105,20	+7.82
				6.10 (21)	24.65 (20)	34.96 (17)	43.81 (14)	52.06 (15)	<b>1:01.29 (12)</b>	108,84	
				6.17 (19)	24.98 (20)	35.48 (19)	44.56 (19)	52.90 (18)	<b>1:02.23 (18)</b>	107,59	
17	18	NZL	Stoddard, Tionette	5.94 (16)	24.94 (15)	35.65 (12)	44.89 (13)	53.60 (13)	<b>1:03.64 (14)</b>	101,10	<b>4:11.22</b>
				6.06 (16)	24.96 (18)	35.43 (14)	44.73 (16)	53.54 (18)	<b>1:03.39 (16)</b>	102,06	+8.44
				5.97 (15)	24.46 (13)	34.92 (16)	43.94 (18)	52.77 (19)	<b>1:02.51 (20)</b>	102,85	
				5.96 (13)	24.62 (13)	35.06 (14)	44.07 (15)	52.39 (14)	<b>1:01.68 (11)</b>	108,31	
18	12	SUI	Kilian, Jessica	5.71 (3)	24.75 (8)	35.70 (13)	45.18 (15)	54.04 (15)	<b>1:04.21 (15)</b>	99,72	<b>4:11.35</b>
				5.75 (4)	24.25 (1)	34.79 (1)	44.19 (7)	53.15 (15)	<b>1:03.58 (19)</b>	98,78	+8.57
				5.72 (1)	24.19 (4)	34.65 (10)	43.69 (13)	52.03 (12)	<b>1:01.52 (17)</b>	106,88	
				5.84 (6)	24.41 (8)	34.80 (8)	43.89 (12)	52.33 (13)	<b>1:02.04 (16)</b>	104,38	



# FIBT World Championships Bob & Skeleton Altenberg

presented by



## OFFICIAL RESULTS Skeleton Women

Results subject to FIBT sled inspection and doping control

Result after 4th Run

23.02.2008 START TIME : 15:35

Rk	Nat	Name	Interm. - Times					Finish	km/h	Total
19	13	USA Yamada, Courtney	5.82 (8)	24.93 (13)	36.03 (17)	45.51 (17)	54.42 (17)	<b>1:04.65 (18)</b>	98,23	<b>4:12.87</b>
			5.91 (12)	24.60 (8)	35.34 (12)	44.59 (15)	53.28 (16)	<b>1:03.23 (15)</b>	101,44	+10.09
			5.80 (6)	24.48 (15)	35.18 (20)	44.31 (20)	52.83 (20)	<b>1:02.51 (20)</b>	104,82	
			5.91 (11)	24.63 (14)	35.26 (16)	44.47 (18)	52.98 (19)	<b>1:02.48 (19)</b>	105,35	
20	20	JPN Nakayama, Eiko	5.89 (12)	25.04 (17)	36.03 (17)	45.57 (18)	54.44 (19)	<b>1:04.83 (20)</b>	97,86	<b>4:13.90</b>
			6.13 (20)	24.91 (17)	35.51 (18)	44.84 (19)	53.48 (17)	<b>1:03.53 (17)</b>	102,80	+11.12
			5.90 (12)	24.42 (12)	34.85 (14)	43.83 (16)	52.19 (17)	<b>1:01.75 (18)</b>	107,48	
			6.12 (18)	24.85 (18)	35.51 (20)	45.23 (20)	54.02 (20)	<b>1:03.79 (20)</b>	102,94	
21	21	NZL Corcoran, Louise	6.30 (22)	25.60 (21)	36.53 (20)	45.93 (20)	54.89 (21)	<b>1:05.15 (22)</b>	98,37	<b>3:12.88</b>
			6.47 (23)	25.88 (23)	36.95 (22)	46.30 (21)	55.21 (22)	<b>1:05.38 (22)</b>	99,13	
			6.26 (23)	24.99 (23)	35.51 (22)	44.45 (21)	52.83 (20)	<b>1:02.35 (19)</b>	105,59	
22	26	AUT Flock, Janine	6.11 (20)	25.50 (19)	36.58 (21)	46.07 (22)	54.91 (22)	<b>1:05.18 (23)</b>	98,16	<b>3:13.07</b>
			6.24 (22)	25.76 (22)	36.85 (21)	46.33 (22)	55.16 (21)	<b>1:05.32 (21)</b>	99,78	
			6.13 (22)	24.92 (22)	35.54 (23)	44.64 (23)	52.99 (23)	<b>1:02.57 (22)</b>	106,32	
23	24	CZE Glaeser, Michaela	6.45 (24)	25.85 (23)	36.74 (23)	46.15 (23)	54.92 (23)	<b>1:04.96 (21)</b>	100,82	<b>3:13.41</b>
			6.59 (24)	26.37 (24)	37.53 (23)	47.05 (23)	55.84 (23)	<b>1:05.86 (23)</b>	101,29	
			6.43 (24)	25.37 (24)	35.89 (24)	44.87 (24)	53.20 (24)	<b>1:02.59 (23)</b>	107,14	
24	22	SUI Hosch, Barbara	6.71 (25)	26.66 (25)	37.78 (25)	47.37 (25)	56.39 (25)	<b>1:06.62 (25)</b>	98,41	<b>3:16.47</b>
			6.89 (26)	26.74 (25)	37.85 (24)	47.40 (24)	56.25 (24)	<b>1:06.33 (24)</b>	100,03	
			6.83 (26)	26.06 (26)	36.85 (25)	45.80 (25)	54.09 (25)	<b>1:03.52 (25)</b>	107,67	
25	23	NED Le Conte, Joska	5.81 (7)	26.03 (24)	37.69 (24)	47.31 (24)	56.16 (24)	<b>1:06.39 (24)</b>	99,83	<b>3:18.27</b>
			5.85 (9)	25.45 (21)	38.72 (26)	49.14 (26)	58.57 (25)	<b>1:09.28 (25)</b>	94,38	
			5.80 (6)	24.72 (21)	35.45 (21)	44.53 (22)	52.97 (22)	<b>1:02.60 (24)</b>	105,46	
26	25	FIN Karvinen, Tea	6.83 (26)	27.17 (26)	38.84 (26)	48.86 (26)	58.12 (26)	<b>1:08.81 (26)</b>	95,27	<b>3:23.45</b>
			6.73 (25)	26.79 (26)	38.34 (25)	48.90 (25)	58.68 (26)	<b>1:09.73 (26)</b>	91,89	
			6.67 (25)	26.03 (25)	36.96 (26)	46.44 (26)	55.09 (26)	<b>1:04.91 (26)</b>	103,44	

26 sleds departed 26 sleds ranked 0 sleds disqualified

Heinz Thoma (SUI) Jury President

Wolfgang Strauss (GER) Race Director

23 FEB 2008 04:23 PM

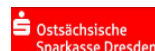
DATA - Service by Swiss Timing

Page 3



# FIBT World Championships Bob & Skeleton Altenberg

presented by



## OFFICIAL RESULTS Skeleton Men

Results subject to FIBT sled inspection and doping control

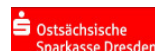
Result after 4th Run

22.02.2008 START TIME : 16:05

Rk	Nat	Name	Interm. - Times					Finish	km/h	Total
1	1	GBR Bromley, Kristan	5.27 (11)	22.92 (6)	32.92 (4)	41.46 (4)	49.31 (2)	<b>58.13 (1)</b>	114,49	<b>3:54.71</b>
			5.31 (13)	23.13 (7)	33.21 (6)	41.86 (6)	49.88 (3)	<b>58.90 (2)</b>	112,00	
			5.31 (9)	23.07 (4)	33.02 (3)	41.53 (3)	49.38 (3)	<b>58.23 (3)</b>	114,08	
			5.26 (6)	23.20 (7)	33.44 (8)	42.14 (8)	50.24 (8)	<b>59.45 (10)</b>	109,82	
2	2	CAN Montgomery, Jon	5.28 (14)	22.94 (8)	32.90 (3)	41.46 (4)	49.42 (3)	<b>58.33 (3)</b>	113,87	<b>3:55.39</b>
			5.28 (10)	23.16 (11)	33.38 (11)	42.11 (11)	50.17 (11)	<b>59.27 (10)</b>	111,24	+0.68
			5.29 (8)	23.08 (6)	33.09 (4)	41.58 (4)	49.38 (3)	<b>58.16 (1)</b>	114,30	
			5.30 (12)	23.33 (13)	33.61 (14)	42.38 (14)	50.45 (12)	<b>59.63 (14)</b>	110,32	
3	15	GER Rommel, Frank	5.27 (11)	23.00 (10)	33.05 (8)	41.65 (6)	49.56 (5)	<b>58.46 (5)</b>	113,35	<b>3:55.45</b>
			5.26 (7)	23.15 (9)	33.34 (10)	42.05 (9)	50.08 (7)	<b>59.16 (6)</b>	111,85	+0.74
			5.23 (5)	22.94 (3)	32.92 (2)	41.46 (2)	49.36 (2)	<b>58.25 (4)</b>	113,01	
			5.28 (8)	23.28 (10)	33.60 (13)	42.38 (14)	50.46 (13)	<b>59.58 (12)</b>	110,50	
4	9	GER Grassl, Florian	5.17 (5)	22.82 (2)	32.83 (2)	41.40 (1)	49.29 (1)	<b>58.15 (2)</b>	114,02	<b>3:55.50</b>
			5.23 (5)	23.10 (5)	33.38 (11)	42.12 (12)	50.11 (9)	<b>59.08 (5)</b>	112,11	+0.79
			5.19 (2)	22.85 (1)	32.86 (1)	41.37 (1)	49.23 (1)	<b>58.18 (2)</b>	113,29	
			5.34 (16)	23.54 (18)	33.92 (19)	42.74 (19)	50.89 (18)	<b>1:00.09 (17)</b>	109,87	
5	5	LAT Dukurs, Martins	5.13 (3)	22.83 (3)	33.08 (9)	41.91 (11)	50.09 (11)	<b>59.18 (10)</b>	110,39	<b>3:56.20</b>
			5.20 (3)	22.95 (3)	33.08 (4)	41.80 (4)	49.79 (2)	<b>58.73 (1)</b>	112,25	+1.49
			5.22 (4)	23.07 (4)	33.28 (7)	41.93 (5)	49.88 (5)	<b>58.93 (6)</b>	112,17	
			5.14 (2)	23.02 (4)	33.30 (5)	42.09 (7)	50.19 (7)	<b>59.36 (8)</b>	109,94	
6	3	USA Lund, Zach	5.24 (8)	22.93 (7)	32.92 (4)	41.44 (2)	49.44 (4)	<b>58.43 (4)</b>	111,55	<b>3:56.28</b>
			5.25 (6)	23.17 (13)	33.56 (18)	42.30 (18)	50.34 (16)	<b>59.37 (15)</b>	110,50	+1.57
			5.28 (7)	23.34 (9)	33.44 (9)	42.05 (9)	50.15 (8)	<b>59.22 (8)</b>	110,26	
			5.28 (8)	23.29 (11)	33.57 (11)	42.25 (11)	50.24 (8)	<b>59.26 (7)</b>	111,51	
7	7	GER Haupt, Sebastian	5.45 (22)	23.25 (19)	33.30 (13)	41.92 (12)	49.97 (9)	<b>58.94 (8)</b>	111,73	<b>3:56.65</b>
			5.46 (23)	23.37 (18)	33.51 (14)	42.19 (14)	50.24 (14)	<b>59.36 (14)</b>	110,97	+1.94
			5.43 (18)	23.53 (13)	33.67 (11)	42.26 (10)	50.24 (9)	<b>59.23 (9)</b>	111,53	
			5.38 (18)	23.39 (15)	33.53 (9)	42.19 (10)	50.15 (6)	<b>59.12 (3)</b>	112,16	
8	12	CAN Pain, Jeff	5.38 (20)	23.11 (14)	33.19 (11)	41.77 (8)	49.75 (6)	<b>58.65 (6)</b>	111,92	<b>3:56.76</b>
			5.39 (20)	23.34 (16)	33.54 (17)	42.25 (15)	50.29 (15)	<b>59.26 (9)</b>	111,74	+2.05
			5.35 (12)	23.28 (8)	33.36 (8)	41.94 (6)	49.94 (6)	<b>58.87 (5)</b>	112,09	
			5.33 (14)	23.49 (16)	33.91 (17)	42.71 (18)	50.83 (17)	<b>59.98 (15)</b>	111,15	

# FIBT World Championships Bob & Skeleton Altenberg

presented by



## OFFICIAL RESULTS Skeleton Men

Results subject to FIBT sled inspection and doping control

Result after 4th Run

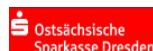
22.02.2008 START TIME : 16:05

Rk	Nat	Name	Interm. - Times					Finish	km/h	Total	
9	17	RUS	Tretiakov, Alexander	4.93 (1)	22.49 (1)	32.61 (1)	41.45 (3)	49.77 (7)	<b>59.12 (9)</b>	106,99	<b>3:56.90</b>
				4.93 (1)	22.49 (1)	32.61 (1)	41.48 (1)	49.72 (1)	<b>58.98 (3)</b>	108,95	+2.19
				5.02 (1)	22.88 (2)	33.16 (5)	42.03 (8)	50.25 (10)	<b>59.58 (10)</b>	108,47	
				4.97 (1)	22.78 (1)	33.00 (1)	41.83 (1)	50.03 (2)	<b>59.22 (5)</b>	109,23	
10	10	GBR	Pengilly, Adam	5.21 (6)	22.91 (5)	33.04 (7)	41.82 (9)	50.07 (10)	<b>59.25 (11)</b>	108,60	<b>3:56.96</b>
				5.34 (15)	23.16 (11)	33.23 (7)	41.90 (7)	49.94 (4)	<b>59.04 (4)</b>	110,42	+2.25
				5.21 (3)	23.09 (7)	33.25 (6)	41.96 (7)	50.01 (7)	<b>59.05 (7)</b>	110,63	
				5.18 (4)	23.23 (8)	33.59 (12)	42.36 (13)	50.47 (14)	<b>59.62 (13)</b>	109,53	
11	13	LAT	Dukurs, Tomass	5.35 (19)	23.28 (20)	33.68 (21)	42.51 (22)	50.64 (20)	<b>59.73 (20)</b>	110,65	<b>3:58.30</b>
				5.37 (17)	23.21 (14)	33.39 (13)	42.12 (12)	50.21 (13)	<b>59.27 (10)</b>	110,96	+3.59
				5.47 (21)	23.61 (14)	33.83 (13)	42.65 (13)	50.86 (14)	<b>1:00.18 (13)</b>	108,20	
				5.29 (10)	23.13 (5)	33.26 (4)	41.97 (3)	50.07 (3)	<b>59.12 (3)</b>	110,65	
12	4	USA	Bernotas, Eric	5.31 (16)	23.17 (17)	33.41 (16)	42.11 (14)	50.25 (15)	<b>59.41 (13)</b>	110,02	<b>3:58.39</b>
				5.29 (12)	23.14 (8)	33.33 (9)	42.02 (8)	50.13 (10)	<b>59.25 (8)</b>	111,42	+3.68
				5.75 (27)	24.13 (23)	34.54 (21)	43.32 (18)	51.46 (17)	<b>1:00.66 (15)</b>	109,09	
				5.29 (10)	23.19 (6)	33.35 (6)	42.03 (5)	50.08 (4)	<b>59.07 (2)</b>	112,51	
13	11	NZL	Sandford, Ben	5.31 (16)	23.11 (14)	33.25 (12)	41.89 (10)	49.93 (8)	<b>58.93 (7)</b>	111,74	<b>3:58.66</b>
				5.38 (18)	23.35 (17)	33.53 (16)	42.25 (15)	50.41 (17)	<b>59.49 (17)</b>	111,05	+3.95
				5.40 (16)	23.77 (16)	34.07 (16)	42.78 (14)	50.82 (13)	<b>59.86 (11)</b>	111,38	
				5.33 (14)	23.55 (19)	34.01 (20)	42.83 (20)	51.14 (20)	<b>1:00.38 (20)</b>	108,24	
14	8	AUT	Penz, Markus	5.27 (11)	23.16 (16)	33.45 (18)	42.15 (15)	50.32 (17)	<b>59.66 (18)</b>	108,49	<b>3:58.71</b>
				5.32 (14)	23.15 (9)	33.20 (5)	41.82 (5)	50.03 (5)	<b>59.28 (12)</b>	108,60	+4.00
				5.35 (12)	23.41 (11)	33.68 (12)	42.53 (12)	50.80 (12)	<b>1:00.21 (14)</b>	107,89	
				5.36 (17)	23.37 (14)	33.62 (15)	42.31 (12)	50.43 (11)	<b>59.56 (11)</b>	110,46	
15	16	CAN	Douglas, Michael	5.26 (10)	23.04 (11)	33.33 (15)	42.18 (17)	50.44 (18)	<b>59.67 (19)</b>	109,20	<b>3:58.87</b>
				5.28 (10)	23.11 (6)	33.31 (8)	42.09 (10)	50.19 (12)	<b>59.24 (7)</b>	111,35	+4.16
				5.32 (11)	23.35 (10)	33.63 (10)	42.42 (11)	50.59 (11)	<b>59.97 (12)</b>	107,87	
				5.26 (6)	23.32 (12)	33.79 (16)	42.55 (16)	50.77 (16)	<b>59.99 (16)</b>	108,73	
16	18	JPN	Koshi, Kazuhiro	5.52 (29)	23.47 (23)	33.55 (19)	42.19 (18)	50.20 (13)	<b>59.35 (12)</b>	110,98	<b>3:59.04</b>
				5.51 (26)	23.45 (20)	33.58 (19)	42.29 (17)	50.45 (18)	<b>59.60 (18)</b>	109,95	+4.33
				5.63 (23)	24.06 (22)	34.41 (19)	43.25 (17)	51.41 (16)	<b>1:00.67 (16)</b>	109,20	
				5.56 (19)	23.52 (17)	33.55 (10)	42.17 (9)	50.31 (10)	<b>59.42 (9)</b>	110,22	



# FIBT World Championships Bob & Skeleton Altenberg

presented by



## OFFICIAL RESULTS Skeleton Men

Results subject to FIBT sled inspection and doping control

Result after 4th Run

22.02.2008 START TIME : 16:05

Rk	Nat	Name	Interm. - Times					Finish	km/h	Total
17	6	GBR Sawyer, Anthony	5.25 (9)	23.04 (11)	33.14 (10)	41.96 (13)	50.23 (14)	<b>59.60 (16)</b>	109,91	<b>3:59.79</b>
			5.20 (3)	22.98 (4)	33.02 (3)	41.78 (3)	50.08 (7)	<b>59.37 (15)</b>	108,79	+5.08
			5.35 (12)	23.90 (19)	34.56 (22)	43.57 (21)	51.94 (21)	<b>1:01.58 (20)</b>	105,38	
			5.31 (13)	23.24 (9)	33.35 (6)	42.01 (4)	50.08 (4)	<b>59.24 (6)</b>	111,85	
18	14	SUI Maechler, Daniel	5.13 (3)	22.86 (4)	32.96 (6)	41.75 (7)	50.14 (12)	<b>59.47 (14)</b>	107,34	<b>3:59.82</b>
			5.11 (2)	22.79 (2)	32.90 (2)	41.70 (2)	50.06 (6)	<b>59.33 (13)</b>	108,04	+5.11
			5.31 (9)	23.65 (15)	33.96 (15)	42.91 (15)	51.34 (15)	<b>1:00.81 (17)</b>	106,15	
			5.16 (3)	22.99 (3)	33.22 (3)	42.07 (6)	50.65 (15)	<b>1:00.21 (19)</b>	104,92	
19	23	RUS Mutovin, Alexander	5.23 (7)	23.07 (13)	33.42 (17)	42.32 (19)	50.64 (20)	<b>59.93 (21)</b>	108,70	<b>4:00.53</b>
			5.26 (7)	23.24 (15)	33.52 (15)	42.46 (19)	50.98 (21)	<b>1:00.47 (21)</b>	105,54	+5.82
			5.26 (6)	23.42 (12)	33.87 (14)	42.96 (16)	51.48 (18)	<b>1:01.11 (18)</b>	104,99	
			5.21 (5)	22.98 (2)	33.13 (2)	41.83 (1)	49.95 (1)	<b>59.02 (1)</b>	111,04	
20	19	USA Smith, Caleb	5.51 (27)	23.54 (25)	33.74 (22)	42.43 (20)	50.50 (19)	<b>59.62 (17)</b>	112,17	<b>4:01.13</b>
			5.47 (24)	23.43 (19)	33.95 (22)	42.79 (22)	50.92 (19)	<b>59.97 (19)</b>	110,97	+6.42
			5.81 (28)	24.37 (24)	34.82 (24)	43.68 (23)	51.95 (22)	<b>1:01.42 (19)</b>	106,99	
			5.57 (20)	23.71 (20)	33.91 (17)	42.66 (17)	50.92 (19)	<b>1:00.12 (18)</b>	108,96	
21	22	NZL Roberts, Iain	5.51 (27)	23.53 (24)	33.88 (24)	42.65 (24)	50.87 (23)	<b>1:00.17 (23)</b>	109,77	<b>3:02.68</b>
			5.53 (29)	23.79 (26)	34.23 (24)	43.05 (23)	51.35 (23)	<b>1:00.74 (22)</b>	108,18	
			5.68 (25)	24.39 (25)	34.98 (25)	43.96 (24)	52.29 (24)	<b>1:01.77 (23)</b>	106,57	
22	20	JPN Inada, Masaru	5.29 (15)	23.23 (18)	33.56 (20)	42.49 (21)	50.73 (22)	<b>1:00.05 (22)</b>	108,92	<b>3:02.90</b>
			5.26 (7)	23.77 (25)	34.34 (26)	43.42 (25)	51.81 (25)	<b>1:01.23 (24)</b>	106,99	
			5.36 (15)	23.81 (18)	34.39 (18)	43.44 (19)	51.91 (19)	<b>1:01.62 (22)</b>	104,58	
23	25	SUI Moerker, Stefan	5.40 (21)	23.44 (22)	33.74 (22)	42.59 (23)	50.90 (24)	<b>1:00.28 (24)</b>	107,80	<b>3:03.11</b>
			5.40 (21)	23.49 (22)	33.79 (20)	42.72 (20)	51.27 (22)	<b>1:00.93 (23)</b>	104,67	
			5.46 (20)	23.90 (19)	34.48 (20)	43.65 (22)	52.19 (23)	<b>1:01.90 (24)</b>	103,93	
24	24	NED Van Wees, Peter	5.49 (24)	23.63 (26)	33.99 (26)	42.90 (25)	51.33 (25)	<b>1:00.81 (25)</b>	106,17	<b>3:03.64</b>
			5.50 (25)	23.70 (24)	34.14 (23)	43.22 (24)	51.70 (24)	<b>1:01.25 (25)</b>	105,53	
			5.43 (18)	23.78 (17)	34.37 (17)	43.47 (20)	51.93 (20)	<b>1:01.58 (20)</b>	104,35	
25	27	IRL Shannon, Patrick	5.33 (18)	23.42 (21)	33.94 (25)	43.16 (27)	51.71 (27)	<b>1:01.50 (27)</b>	104,32	<b>3:06.60</b>
			5.38 (18)	23.68 (23)	34.31 (25)	43.55 (26)	52.14 (26)	<b>1:01.93 (26)</b>	103,20	
			5.40 (16)	23.96 (21)	34.78 (23)	44.20 (25)	53.06 (25)	<b>1:03.17 (25)</b>	99,80	
26	28	KOR Cho, In-Ho	5.49 (24)	23.70 (27)	34.17 (28)	43.14 (26)	51.58 (26)	<b>1:01.46 (26)</b>	105,26	<b>3:08.15</b>
			5.52 (27)	24.02 (27)	34.69 (27)	44.09 (28)	52.87 (28)	<b>1:02.80 (28)</b>	101,87	
			5.63 (23)	24.41 (26)	35.24 (26)	44.80 (28)	53.77 (28)	<b>1:03.89 (28)</b>	99,05	

# FIBT World Championships Bob & Skeleton Altenberg

presented by



## OFFICIAL RESULTS Skeleton Men

Results subject to FIBT sled inspection and doping control

Result after 4th Run

22.02.2008 START TIME : 16:05

Rk	Nat	Name	Interm. - Times					Finish	km/h	Total
27	30	ESP Mirambell, Ander	5.49 (24)	23.93 (29)	34.76 (29)	43.86 (29)	52.26 (29)	<b>1:01.87 (28)</b>	105,58	<b>3:08.72</b>
			5.52 (27)	24.11 (29)	34.78 (29)	43.94 (27)	52.42 (27)	<b>1:02.04 (27)</b>	105,15	
			5.89 (29)	25.42 (29)	36.47 (29)	45.88 (29)	54.69 (29)	<b>1:04.81 (29)</b>	100,11	
28	29	SLO Setina, Anze	5.46 (23)	24.17 (30)	34.88 (30)	44.16 (30)	52.75 (30)	<b>1:02.49 (30)</b>	104,11	<b>3:09.32</b>
			5.43 (22)	24.05 (28)	34.71 (28)	44.27 (29)	53.23 (29)	<b>1:03.17 (29)</b>	101,31	
			5.61 (22)	24.51 (27)	35.33 (28)	44.78 (27)	53.57 (27)	<b>1:03.66 (26)</b>	101,01	
29	26	CRO Pokos, Ivan	5.59 (30)	23.75 (28)	34.07 (27)	43.26 (28)	52.00 (28)	<b>1:02.10 (29)</b>	101,07	<b>3:10.20</b>
			5.60 (30)	24.28 (30)	34.97 (30)	44.50 (30)	53.61 (30)	<b>1:04.35 (30)</b>	95,52	
			5.71 (26)	24.54 (28)	35.29 (27)	44.63 (26)	53.55 (26)	<b>1:03.75 (27)</b>	99,26	
30	31	CZE Kubik, Pavel	6.14 (31)	25.32 (31)	36.46 (31)	46.17 (31)	55.67 (31)	<b>1:06.39 (31)</b>	93,26	<b>3:20.40</b>
			6.11 (31)	25.67 (31)	36.85 (31)	46.47 (31)	55.42 (31)	<b>1:05.62 (31)</b>	100,83	
			6.07 (30)	25.81 (30)	37.18 (30)	47.13 (30)	56.98 (30)	<b>1:08.39 (30)</b>	92,03	
21	AUT	Guggenberger, Matthias	5.09 (2)	22.99 (9)	33.32 (14)	42.16 (16)	50.31 (16)	<b>59.58 (15)</b>	109,15	DNS
			5.35 (16)	23.46 (21)	33.88 (21)	42.78 (21)	50.97 (20)	<b>1:00.16 (20)</b>	109,48	
								DNS		

31 sleds departed 30 sleds ranked 0 sleds disqualified  
bib 21 DNS 3rd heat

Heinz Thoma (SUI) Jury President

Wolfgang Strauss (GER) Race Director

